



Commercial Pumper

*An Affordable Commercial Pumper
with the Quality of a Custom*

Seagrave's commercial pumpers create a new industry standard where versatility and quality can still be affordable. This commercial pumper offers you a variety of chassis options and body configurations. Quality details have been applied throughout. Compartments are spacious and highly functional. And special features have been integrated to simplify maintenance and optimize performance.

**Design flexibility combined
with quality features
and construction**

- 2- or 4-door cab
- Choice of commercial chassis
- Side- or top-mount operator stand
- Operator stand and pump insulated from frame/cab
- Marine-grade aluminum construction
- Hinged and roll-up compartment doors with adjustable shelves
- Large selection of pumps and capacities
- Foam systems available



Seagrave[™]



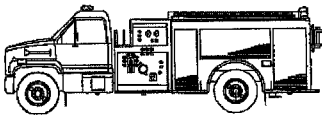
Commercial Pumper



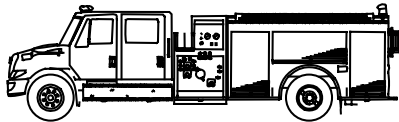
Features and Specifications

A commercial pumper doesn't have to have limited features – not any more. The new Seagrave line of commercial pumpers is packed with quality features, options and configuration choices. Some specifications are interrelated and too varied to present here in detail. Your Seagrave representative can help you clarify all your options and specifications. Please call for a personal introduction.

Cab Options

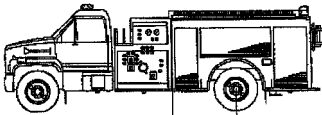


Two-door cab

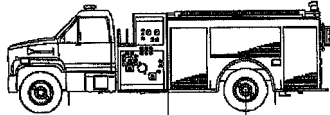


Four-door cab

Body Options



Short body



Medium body



Long body

Construction

- Marine-grade aluminum body structure
- All subframe joints are fully welded, creating a solid structure
- Compartments are designed to provide easy access to all 12-volt wiring
- Stainless steel bolts and nuts are used throughout the exterior
- Rubber isolators run full length of each chassis

Chassis Options

- Choice of commercial chassis (call for chassis/engine options)
- Large variety of engine types to choose from
- Allison 5-speed transmission

Pump and Water System

- Foam systems available
- Easy access for service
- Galvanized piping
- Inlets: 2.5" / 3" / 6"
- Connector rods with universal joints
- Tank capacities: 500/750/1000 gallons
- Available in top- and side-mount configurations

Electrical and Lighting

- All NPFA compliant
- 110/220V and duplex receptacles
- Telescoping lights
- Sirens
- Speakers
- Dual air horns
- Choice of generators
- Color and function-coded wiring

Compartments

- Heavy-duty hinged or roll-up doors
- Adjustable aluminum shelves
- Roll-out aluminum trays
- Roll-out/drop-down trays
- Sweep-out floor design
- Interior ventilation
- SCBA cylinder storage in wheel wells

Warranties

- Structural – 10 years
- Pump – 2 and 5 years
- Tank – lifetime
- Piping – 1 year
- Body – 1 year
- Paint – 5 years
- Body – warranties depend upon cab/chassis manufacturer



Protected fixture lights up entire panel. Side- and top-mount configurations available.



Compartments feature hinged or roll-up doors, adjustable shelving and roll-out trays.



The pump is easily accessed through a hinged door with the service light activated by mercury switch.



Seagrave Fire Apparatus, LLC

Uncompromising Quality Since 1881

Phone: 715-823-2141

Fax: 715-823-5768

Clintonville, Wisconsin

www.seagrave.com